

# ASSEMBLY INSTRUCTION

CHR-101

## DEL-AMO ROCKING ARMCHAIR

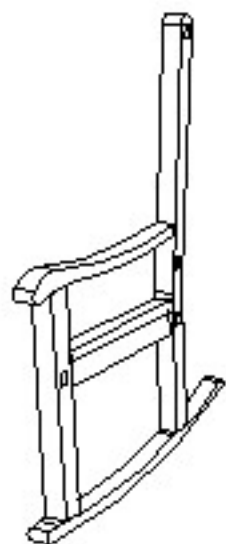


fig 1.

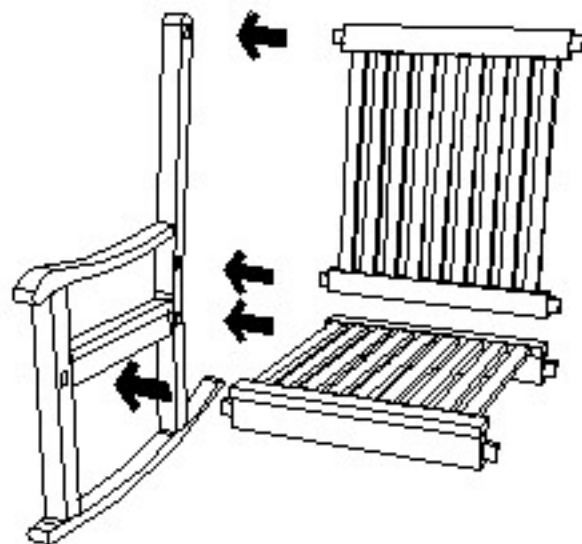


fig 2.

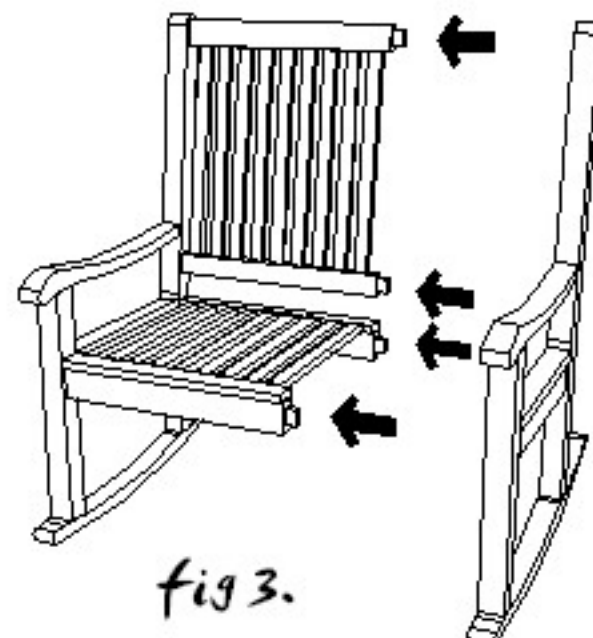


fig 3.

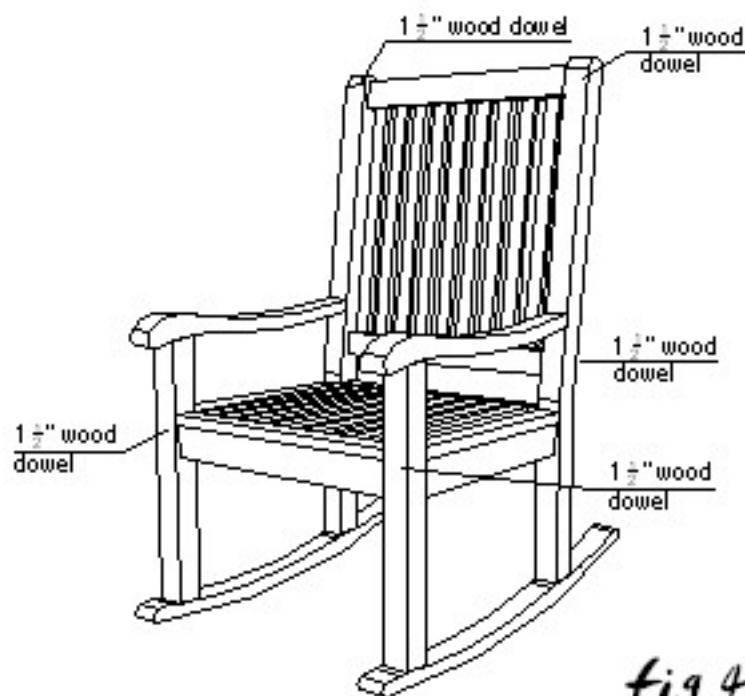


fig 4.

Parts : 2 pcs legs, 1 pc back support, 1 pc seat

#### Hardware packs

► wood dowels for top & bottom of back support + front leg

#### Tools requirement

► hammer ( not supplied )

#### Assembling

1. Prepare a leg. ( Fig. 1 )
2. Put some glue into the leg's mortise
3. Insert the seat, back support. ( Fig. 2 )
4. Insert the other leg. ( Fig. 4 )
5. Put some glue around the wood dowels and insert it into the front legs and back side of the back support.
6. Clean the glue rest using a damp cloth.